

MO-70BA

**JUKI**



2-Needle, 2/3/4 Thread Overlock with Automatic Rolled Hemming and Differential Feed

## MO-70BA

### Standard Specifications

Number of Threads	2/3/4 Threads
Needles	ELx705 Size #14/90,#12/80
Standard Overlock Width	Right Needle/3mm-5mm
	Left Needle/3mm-7mm
	Rolled Hem/MIN 2mm
Stitch Length	1-4mm(Standard:2.5mm)
Differential Feed	0.6-N(1)-2.0
Presser Foot Lift	4.5mm
Sewing Speed	MAX 1,200spm
Weight	6.4kg
Dimensions	308mm(w)x287mm(d)x311mm(h)


**Universal Blind Stitch Presser Foot**

Part No.40131946



**Elasticator Presser Foot**

Part No.40233726




**Beading Presser Foot**

Part No.40131949




**Piping Presser Foot**

Part No.40131950




**Gathering Presser Foot**

Part No.40131948



**Taping Presser Foot**

Part No.40131951



Want a higher quality finish?  
Want the convenience of an easy-to-use machine?  
One machine meets those needs.

**MO-70BA** 2-Needle, 2/3/4 Thread Overlock with Automatic Rolled Hemming and Differential Feed



**JUKI**

JUKI CORPORATION

2-11-1, TSURUMAKI, TAMA-SHI, TOKYO  
206-8551, JAPAN  
<https://www.juki.co.jp>




JUKI CORPORATION holds the rights to change technical specifications without prior notice. 1908(D)





## Various functions for professional results.



**Differential Feed**  
Adjusting the differential feed allows you to sew beautiful finishes, even with stretchy fabrics such as knits and georgette. Adjustments can even be made while sewing.



**Cutting Width**  
Adjusting the position of the knife allows you to beautifully finish both overlock and rolled hem stitching.



**Foot Pressure**  
The presser foot pressure can be adjusted according to the fabric. Adjusting the pressure to lightweight, mediumweight or heavyweight fabrics allows you to sew beautifully.



**Free Arm**  
Removing the auxiliary bed enables free-arm sewing. This is convenient for sewing cylindrical pieces, attaching sleeves or hemming pants.


### NEW FEATURE: FREE ARM

Now with free arm capabilities attach sleeves, hem pants, and more!

## Simple, convenient and easy to use



**Adjustable Stitch Length**  
An easily accessible knob can be used to simply adjust the stitch length to between 1 and 4 mm, even while sewing.



**Lower Looper Threader**  
Threading the lower looper can easily be done by operating a lever.

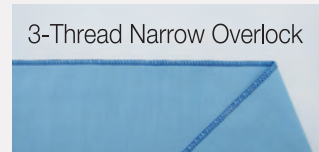
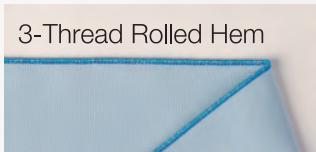
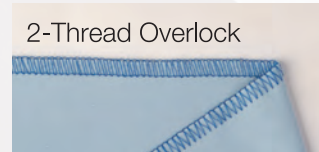
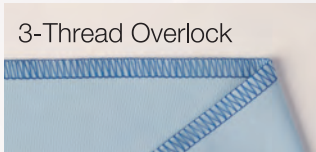
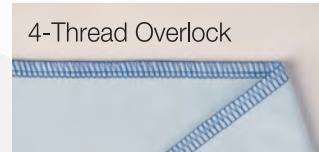


**Lay-in Type Thread Tension Slots**  
Simply raising the presser foot and passing thread straight through the slot threads the tension disc. Even thick thread is easy to thread.



**Retractable Upper Knife**  
Since the upper knife can be raised by turning a knob, threading can be safely performed. Avoid cutting fabric by turning the knob that raises the upper knife.

Various stitch patterns are available for embellishing your projects



**2-Thread Converter**  
The included 2-thread converter attachment easily converts the machine to 2-thread sewing.



**Bright LED Lighting**  
The workspace is brightly illuminated. The long-life, energy-efficient lights will not heat up, even after a long period of use.



**Automatic Rolled Hemming**  
Simply pulling a lever toward you easily switches the machine to rolled hemming.



**Thread Guide For Heavy Decorative Threads**  
The thread guide for heavy decorative threads allows you to enjoy decorating your projects with thick decorative thread as the looper thread.



**Waste Basket**  
A box for collecting the scraps cut off during sewing to keep the area around the sewing machine clean at all times.



**Handle**  
The attached handle allows you to transport the sewing machine with ease.

### Accessories



Tweezers, Screw driver, Brush, Needle threader, Flat blade screw driver, Thread guide, Oiler, 2-thread converter, Thread unreeling cap (4), Spool holder (4), Anti-spill net (4), Upper cutter, Needle set, Chip box, Dust cover



Accessories such as tweezers and a screwdriver can be stored inside the looper cover.