

Excellence in seaming

  
with electronic eye



**PLUSLINE**  
2438/2481/2483

# PLUSLINE ... at top speed to the corner stitch!

---

The sensor-controlled PLUSLINE recognizes the edge and sets a precise corner stitch automatically. It supports the operator's handling with programmed operating cycles or with automatic sewing stops after the sewing direction has changed. PLUSLINE stands for increased performance with significant relief for the operator thanks to the most modern technology. The machines from the PLUSLINE-Generation guarantee an accurate, reproducible quality with a high output. The new control concept with touch screen panels assures simple operation.

## Features:

### Flexibility:


- Seaming designs can be programmed irrespective of size and shape
- Exact sewing of several parallel seams (seam width and stitch length)
- Very simple adjustment of the sensor system to different materials
- Can be used as a "normal" industrial sewing machine at any time

### Quality:

- Constant, exact stitch length
- Excellent seam appearance
- Freely programmable stitch lengths
- High-precision parts, for increased quality and low wear
- Bobbin rest thread monitoring (seams always completed)

### Performance:

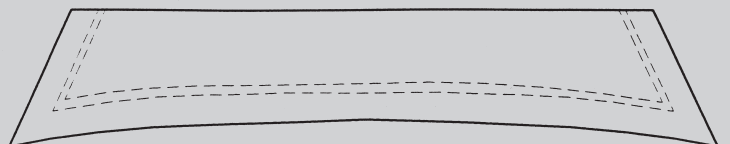
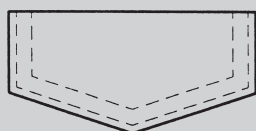
- Simple operation, short training times
- Quick and accurate sewing of the corner stitch
- Exact reproducibility of the standard values
- Good output results with high flexibility
- All standard functions can be activated directly, e.g. start and end backtacks
- Bobbin rest thread monitor (no need to unravel stitches and repeat sewing)



## PFAFF 2481

Controlled top-stitching of small parts such as collars, cuffs, flaps, shoulder flaps, sleeve clasps etc.

- Quick and exact sewing of corner stitches with the highly accurate sensor system
- Modern touch-screen-control panel for very simple operation
- Different angles and contours on the workpiece can be altered or adjusted easily with the touch-screen control panel
- Constant seam margin with the electronically-controlled edge guide
- High reproductive accuracy of the sewing process (high sewing accuracy – constant stitch lengths)
- Programmable sewing stop before changes of the sewing direction, or before corners and angles
- Variable top stitching widths and stitch lengths
- 99 seam programs each with 15 seam segments – flexible alteration at any time
- Edge guide infinitely programmable: 1 - 18.5 mm
- Very simple selection of stored programs for various applications —> illustrated with symbols
- Thread nipper for a neat seam start




# PLUSLINE ... at top speed to the corner stitch!

## PFAFF 2483

Sewing on small parts (e.g. breast pockets) on semi-finished cuttings

- Automatic edge sensing, e.g. of the pocket edges, with the sensor system
- Quick conversion to various pocket shapes guarantees high output with maximum flexibility – ideal for clothing manufacturers with constantly changing shapes, materials and measurements
- 99 seam programs with 15 seam segments available – anytime changeable
- High reproductive accuracy of the sewing process (high sewing accuracy – constant stitch lengths)
- Allocation of sensor setting to selected sewing program
- Accurate seam depth with the use of a special compensating presser foot, spring loaded on the right



## PFAFF 2481-906/11

Attaching and closing pocket pouches – basting the pocket opening

- Sewing e.g. outside pockets on jackets with one machine (2 workplaces are usually necessary)
- Simple switchover from closing to basting seams with the knee switch
- Stitch length adjustment with the S3 control panel
- All standard settings can be selected directly, e.g. start and end backtacks
- Controlled thread tension, adjustable via parameter



## PFAFF 2438

Exact attachment of labels with zigzag or straight stitches

- Automatic recognition of the label contours with the sensor system
- Exact zigzag stitch over the whole seam length (including backtacking)
- High flexibility – very different label types can be sewn. Stitch formations and lengths can be programmed and altered electronically
- 99 seam programs with 15 seam segments available (standard pre-setting can be altered with the use of parameters)
- High reproductive accuracy of the sewing process (high sewing accuracy – constant stitch lengths)






# PLUSLINE ... at top speed to the corner stitch!

## Parts sets:

### 2481-2/01-980/30

Parts set with 2.5-row feed dog, rigid sewing foot, edge sensor and program-controlled edge guide


--> sensor-to-needle distance: 20 mm



### 2483-2/03-980/33

Parts set with 3-row feed dog and edge stitching foot, right spring-loaded (x 0.8 mm)

--> sensor-to-needle distance: 10 mm (standard)




### 2483-2/03-980/31

Parts set with 3-row feed dog and edge stitching foot, right spring-loaded (x 0.8 mm)

--> sensor-to-needle distance: 20 mm


(for stitch lengths >2 mm and multiple seams)



## The touch-screen-control panel of the PFAFF 2481:



Simple programming of the seam segment for different contours (e.g. collars) with the use of the keyboard/display





Convenient creation of programs in the library. Created programs can be arranged, selected, copied and stored numerically



Pre-compiled programs for standard shapes for collars, cuffs, flaps, shoulder flaps, etc. are stored as diagrams

## Performance comparison PFAFF 2481

Operation	Machine	te (in min.)	Performance	Result	Increased output	
					in pieces/shift	in %
Top stitch collar 4 or 5 mm margin (stitch length: 1.8 mm)	High-speed sewing machine with conventional edge guide	0.39	100 %	1231	 369	+ 30 %
	PFAFF 2481 <i>plus line</i>	0.30	100 %	1600		
Top stitch cuffs 4 or 5 mm margin (stitch length: 1.8 mm)	High-speed sewing machine with conventional edge guide	0.94	100 %	511	 449	+ 88 %
	PFAFF 2481 <i>plus line</i>	0.50	100 %	960		

## Specifications:

**Max. speed:**

Up to 4,500 s.p.m.

(depends on the stitch length and seam depth)

**Stitch type:**

2481, 2483: 301

2438: 301/304

**Needle system:**

2481, 2483: 134 KK

2438: 438

**Mains voltage:**

230 V (50/60 Hz)

**Approximate dimensions of the sewing place:**

Length: 1,060 mm

Width: 600 mm

Height: 1,270 mm



**Europäische Union**  
Wachstum durch Innovation – EFRE

Printed in Germany Nr. 296-12-18427 01/17

**PFAFF Industriesysteme und Maschinen GmbH**

Hans-Geiger-Str. 12 – IG Nord

D-67661 Kaiserslautern

Telefon: +49-6301/3205-0

Telefax: +49-6301/3205-3171

E-mail: [info@pfaff-industrial.com](mailto:info@pfaff-industrial.com)

Website: [www.pfaff-industrial.com](http://www.pfaff-industrial.com)